






## EYFS

 Gingerbread Man			
 Three Little Pigs	 Goldilocks	 Jack and the Beanstalk	 Little Red Riding Hood

## KS1

 Habitats	 Castles		
 Seasons	 Neil Armstrong	 Arctic	
Science	History	Geography	

## KS2

		 Ancient Egypt			
 Mission to Mars	 Dinosaurs				
 Plants	 Stone Age	 Rainforests	 French Animals		
 Rocks	 Vikings	 Water Cycle	 French Greetings		
Science	History	Geography	Languages		

### Learn at Home with now>press>play!

now>press>play is an immersive audio resource that engages primary school children in the curriculum through emotion, imagination and movement. Immersed in sound, your child will become the main character in a story, meeting people, discovering places and solving problems on an educational adventure they'll never forget!

### How does it work?

1. Get four pieces of paper and write the compass points: North, South, East, West. Stick them on the four walls of the room.
2. You can either listen to the audio out loud or through headphones.
3. Now Press Play!
4. Follow the instructions in the story.

### What do we do after the audio adventure?

1. Discussion - use the Experience Guide or ask your own questions such as: 'what was your favourite part? How did it make you feel?'
2. Complete the follow-on activities and worksheets.
3. Follow your child's interests - perhaps they want to draw, reenact a scene, write a newspaper report....the world is your oyster!

### Top tips:

- Your now>press>play Experience will be enhanced if you can use wireless headphones / earbuds.
- You will equally have fun if you play it out loud.
- Join in - it's fun to do together!

We would love to see photos of you and your family doing now>press>play at home!

Share your work with us on [Twitter](#) or [Facebook](#).